



Puppy Health Care Information

1. Intestinal Worm Prevention

Intestinal worms can cause diarrhoea, vomiting, poor condition and even death in young puppies. The intestinal worms that infest dogs are:

- Roundworm
- Hookworm
- Whipworm
- Tapeworm

Some of these worms can also cause disease in humans, particularly children. We recommend that you decrease the chances of infection by regularly picking up and disposing of your pet's poo and using a reputable intestinal all wormer such as **Drontal** or **Milbemax**.

WORMING SCHEDULE

Age	Worming Frequency
2-12 Weeks	Fortnightly
3-6 months	Monthly
6 months and over	Every 3 months

2. Heartworm Prevention

Heartworm is a large worm that lives in the heart and can cause heart failure and death. It is spread by mosquitoes, of which we have a lot in the Brookfield area!

HEARTWORMING SCHEDULE

Option 1	Option 2
Proheart injection at 12 weeks	Monthly tablets for life *
Proheart injection at 6 months	
Proheart injection annually thereafter	

*The monthly tablets we recommend are *Milbemax* or *Heartguard*





Puppy Health Care Information

3. Vaccinations

We recommend that your dog is protected against:

Canine Distemper	C3 Vaccination	C5 Vaccination
Infectious Hepatitis		
Parvovirus		
Canine Cough - <i>Parainfluenza</i>		
Canine Cough - <i>Bordatella Bronchiseptica</i>		

Puppies are safe to mix with unvaccinated animals 10-14 days after their 16 week vaccination.

VACCINATION SCHEDULE

Age	Vaccination Type
Between 6 and 8 weeks	C3 Vaccination
10-12 weeks	C5 Vaccination
14-16 weeks	C5 Vaccination
Annually from 15 months *	C5 Vaccination

*Don't worry; we will send you reminders!

A 3-yearly C3 vaccination is also available (Distemper, Infectious Hepatitis, Parvovirus). Please ask your Veterinarian if you are interested in this. Your pet will still need to come in yearly for their annual check-up and Canine Cough vaccination.





Puppy Health Care Information

4. Microchipping

It is a legal requirement that all dogs have a microchip implanted under their skin. Each microchip has a unique number which can be linked to your details on a central database so that your dog can be returned to you should it become lost or stolen. It is your responsibility to ensure that the details on the database are current.

5. Desexing

We recommend desexing your dog at around 6 months of age. This corresponds with the average onset of sexual maturity for both male and female dogs. Council legislation requires all dogs must receive a tattoo inside their left ear at the time of the procedure.

WHY DESEX?

Males	Females
Reduces the risk of prostate cancer	Reduces the risk of breast cancer
Eliminates the risk of testicular cancer	Eliminates the risk of uterine cancer and infections
Can reduce territorial aggression and marking	No bleeding from season
Reduces roaming impulses	Reduces roaming impulses

6. Diet

We recommend a premium quality dry puppy food to ensure that your puppy's nutritional requirements are met. This can reduce the risk of serious health problems later in life. When your puppy graduates from puppy food we also have a variety of premium adult foods to suit their needs.

7. Dental Care

Dental disease is the most common disease of dogs! Here are a few tips to get you started on the path to good doggy dental health. We will check your dog's teeth at their annual health check and let you know if there is a problem or you need to do more. It is common for dogs to need to have a





Puppy Health Care Information

scale and polish (just like people). In fact the only difference is that dogs don't sit still for it so we need to give them an anaesthetic to get the job done.

How to keep your puppy's teeth clean(ish)
Encourage chewing of dental chews or raw bones (cooked bones are a serious health risk)
Train your puppy to have their teeth brushed (ask us how!)
Feed dry food (canned dog food, mince or dog roll tends to become lodged around teeth encouraging plaque formation)
Feed set meals rather than allowing your puppy to graze

8. Socialisation

Socialisation is very important for your new puppy. Puppy Preschool is the safest way to do this because it is run in a 'puppies only' pen with vaccinated puppies. Not to mention that it is fun and full of great training tips to ensure that you get your relationship with your pet off to a flying start!

Remember!

Don't take your pup to the dog park until 14 days after their last vaccination

9. Insurance

Veterinary bills can be quite costly; thankfully, for a reasonable price your puppy can be insured. There are several companies and policies that can be made for your puppy that will cover veterinary bills from vaccinations and worming to accidents and emergencies.

It is up to you to determine which cover provides the best value protection for your pet, but below are some risk factors to consider:





Puppy Health Care Information

Risks factors to consider when deciding about pet insurance
Paralysis ticks are very common around the Brookfield area
Brookfield has both Brown and Black snakes
Toads are toxic and are also common in the Brookfield area
There is a lot of vegetation in the area which can lead to skin allergies
Dental disease is the most common disease in dogs

10. External Parasite Control

FLEAS

We recommend products that last at least a month and that will help control the flea eggs in your house as well as the adults on your dog.

Please below for more information about products that we recommend for flea prevention.

PARALYSIS TICKS

Paralysis ticks can cause weakness, a drunken gait, breathing difficulties, voice changes, vomiting, collapse and death. The Brookfield area is cursed with a severe, year-round problem of tick paralysis.

Prevention involves daily tick searching and the use of one (or even better, two) chemical means of prevention (see below for the products we recommend). Keeping your dog out of scrub and keeping your lawn/gardens tidy will reduce the number of ticks your puppy meets.

Tick Searching Technique	
1	Use your fingers to feel for bumps then visually inspect any bumps you find to see if they are ticks
2	70% of ticks will be from the shoulders to the head. Concentrate your efforts on this area and other areas that are likely to be warm and humid.





Puppy Health Care Information

3	Still ensure that you go over the entire remaining surface of your dog because ticks don't read textbooks and will attach wherever they feel like it.
4	A sneaky spot ticks often hide in is the pocket on the outside edge of your pup's ear flap

Important!




























The other important step to prevent death from paralysis tick toxicity is knowing when to call the vet. If you notice any of the following signs call the vet immediately! If you cannot contact us, call the Western Animal Emergency Center who are open 24/7, 365 days a year. If you notice the signs at night, DO NOT WAIT UNTIL THE MORNING.

Symptoms of tick paralysis
Cough
Changed bark (typically hoarse)
Wobbly or 'drunken' way of walking
Back leg weakness or sudden collapse on the back end
Vomiting, gagging or drooling
Breathing difficulties
Listlessness



Puppy Health Care Information

PARASITE PREVENTION OPTIONS

PRODUCT	PREVENTS	DOSING	RECOMMENDED FREQUENCY OF APPLICATION	MINIMUM AGE	SPECIAL NOTES
Bravecto		ORAL	 4 monthly  3monthly	8weeks	We advise 3monthly treatment Watch doesn't vomit for 3 hours post. If grow out of wt range not effective
Nexguard		ORAL	 4 weeks  4 weeks	8 weeks	Monthly Watch doesn't vomit for 3 hours post
Frontline Plus		Top Spot*	 Fortnightly  4 weekly	8 weeks	Not waterproof
Frontline Spray		Spray**	 6 weekly  3 monthly	2 days	Not waterproof
Advantix		Top Spot*	 Fortnightly  4 weekly	7 weeks	NOT TO BE USED ON CATS OR DOGS THAT ARE IN CONTACT WITH CATS Not waterproof
Comfortis		Chewable tablet	 Monthly	14 weeks	Must be given with a wet meal
Advantage		Top Spot*	 Monthly	6-8 weeks	Not waterproof
Capstar		Tablet	 Daily		This will only kill adult fleas that are on your dog.
Scalibor		Collar***	 3 monthly (it is VITAL that this is adhered to)	8 weeks	Protection is not assured during the first 2 weeks after application of the first collar. Frontline is the recommended protection during these two weeks.
Preventic		Collar***	 Monthly	16 weeks	Not waterproof
Kiltix		Collar***	 Monthly	12 weeks	Not waterproof

- Applied directly to the skin at the base of the neck
- Ensure you follow the directions on the leaflet
- ***Collars must be in contact with the skin to be effective

The above table is by no means exhaustive. There are other products that do various combinations of fleas, intestinal worms and heartworm. We find that these products often leave out one vital component so please check the coverage carefully before deciding if it is right for you and your puppy.